

## Evidence for $B_s^0$ meson production in $Z^0$ decays

DELPHI Collaboration

P. Abreu<sup>a</sup>, W. Adam<sup>b</sup>, T. Adye<sup>c</sup>, E. Agasi<sup>d</sup>, G.D. Alekseev<sup>e</sup>, A. Algeri<sup>f</sup>, P. Allen<sup>g</sup>, S. Almedhed<sup>h</sup>, S.J. Alvsvaag<sup>i</sup>, U. Amaldi<sup>j</sup>, E.G. Anassontzis<sup>k</sup>, A. Andreazza<sup>l</sup>, P. Antilogus<sup>m</sup>, W.-D. Apel<sup>n</sup>, R.J. Apsimon<sup>c</sup>, B. Åsman<sup>o</sup>, J.-E. Augustin<sup>p</sup>, A. Augustinus<sup>d</sup>, P. Baillon<sup>j</sup>, P. Bambade<sup>p</sup>, F. Barao<sup>a</sup>, R. Barate<sup>q</sup>, G. Barbiellini<sup>r</sup>, D.Y. Bardin<sup>e</sup>, A. Baroncelli<sup>t</sup>, O. Barring<sup>h</sup>, J.A. Barrio<sup>u</sup>, W. Bartl<sup>b</sup>, M.J. Bates<sup>v</sup>, M. Battaglia<sup>f</sup>, M. Baubillier<sup>w</sup>, K.-H. Becks<sup>x</sup>, C.J. Beeston<sup>v</sup>, M. Begalli<sup>y</sup>, P. Beilliere<sup>z</sup>, Yu. Belokopytov<sup>aa</sup>, K. Belous<sup>aa</sup>, P. Beltran<sup>ab</sup>, D. Benedic<sup>ac</sup>, A.C. Benvenuti<sup>ad</sup>, M. Berggren<sup>p</sup>, D. Bertrand<sup>ae</sup>, F. Bianchi<sup>ah</sup>, M.S. Bilenky<sup>e</sup>, P. Billoir<sup>w</sup>, J. Bjarne<sup>h</sup>, D. Bloch<sup>ac</sup>, S. Blyth<sup>v</sup>, V. Bocci<sup>ai</sup>, P.N. Bogolubov<sup>e</sup>, T. Bolognese<sup>aj</sup>, M. Bonesini<sup>el</sup>, W. Bonivento<sup>el</sup>, P.S.L. Booth<sup>ak</sup>, P. Borgeaud<sup>aj</sup>, G. Borisov<sup>aa</sup>, H. Borner<sup>j</sup>, C. Bosio<sup>t</sup>, B. Bostjancic<sup>j</sup>, S. Bosworth<sup>v</sup>, O. Botner<sup>al</sup>, B. Bouquet<sup>p</sup>, C. Bourdarios<sup>p</sup>, T.J.V. Bowcock<sup>ak</sup>, M. Bozzo<sup>am</sup>, S. Braibant<sup>ae</sup>, P. Branchini<sup>t</sup>, K.D. Brand<sup>an</sup>, R.A. Brenner<sup>j</sup>, H. Briand<sup>w</sup>, C. Bricman<sup>ae</sup>, R.C.A. Brown<sup>j</sup>, N. Brummer<sup>d</sup>, J.-M. Brunet<sup>z</sup>, L. Bugge<sup>ao</sup>, T. Buran<sup>ao</sup>, H. Burmeister<sup>j</sup>, J.A.M.A. Buytaert<sup>j</sup>, M. Caccia<sup>j</sup>, M. Calvi<sup>el</sup>, A.J. Camacho Rozas<sup>ap</sup>, T. Camporesi<sup>j</sup>, V. Canale<sup>ai</sup>, F. Cao<sup>ae</sup>, F. Carena<sup>j</sup>, L. Carroll<sup>ak</sup>, C. Caso<sup>am</sup>, M.V. Castillo Gimenez<sup>g</sup>, A. Cattai<sup>j</sup>, F.R. Cavallo<sup>ad</sup>, L. Cerrito<sup>ai</sup>, V. Chabaud<sup>j</sup>, A. Chan<sup>aq</sup>, M. Chapkin<sup>aa</sup>, Ph. Charpentier<sup>j</sup>, L. Chaussard<sup>p</sup>, J. Chauveau<sup>w</sup>, P. Checchia<sup>an</sup>, G.A. Chelkov<sup>e</sup>, L. Chevalier<sup>aj</sup>, P. Chliapnikov<sup>aa</sup>, V. Chorowicz<sup>w</sup>, J.T.M. Chrin<sup>g</sup>, R. Cirio<sup>ah</sup>, M.P. Clara<sup>ah</sup>, P. Collins<sup>v</sup>, J.L. Contreras<sup>u</sup>, R. Contri<sup>am</sup>, E. Cortina<sup>g</sup>, G. Cosme<sup>p</sup>, F. Couchot<sup>p</sup>, H.B. Crawley<sup>aq</sup>, D. Crennell<sup>c</sup>, G. Crosetti<sup>am</sup>, M. Crozon<sup>z</sup>, J. Cuevas Maestro<sup>ap</sup>, S. Czellar<sup>f</sup>, E. Dahl-Jensen<sup>ar</sup>, B. Dalmagne<sup>p</sup>, M. Dam<sup>ao</sup>, G. Damgaard<sup>ar</sup>, G. Darbo<sup>am</sup>, E. Daubie<sup>ae</sup>, A. Daum<sup>n</sup>, P.D. Dauncey<sup>v</sup>, M. Davenport<sup>j</sup>, P. David<sup>w</sup>, W. Da Silva<sup>w</sup>, C. Defoix<sup>z</sup>, D. Delikaris<sup>j</sup>, S. Delorme<sup>j</sup>, P. Delpierre<sup>z</sup>, N. Demaria<sup>ah</sup>, A. De Angelis<sup>r</sup>, M. De Beer<sup>aj</sup>, H. De Boeck<sup>ae</sup>, W. De Boer<sup>n</sup>, C. De Clercq<sup>ae</sup>, M.D.M. De Fez Laso<sup>g</sup>, N. De Groot<sup>d</sup>, C. De La Vaissiere<sup>w</sup>, B. De Lotto<sup>r</sup>, A. De Min<sup>el</sup>, H. Dijkstra<sup>j</sup>, L. Di Ciaccio<sup>ai</sup>, F. Djama<sup>ac</sup>, J. Dolbeau<sup>z</sup>, M. Donszelmann<sup>j</sup>, K. Doroba<sup>as</sup>, M. Dracos<sup>j</sup>, J. Drees<sup>x</sup>, M. Dris<sup>at</sup>, Y. Dufour<sup>z</sup>, R. Dzhelyadin<sup>aa</sup>, L.-O. Eek<sup>al</sup>, P.A.-M. Eerola<sup>j</sup>, R. Ehret<sup>n</sup>, T. Ekelof<sup>al</sup>, G. Ekspong<sup>o</sup>, A. Elliot Peisert<sup>an</sup>, J.-P. Engel<sup>ac</sup>, D. Fassouliotis<sup>at</sup>, M. Feindt<sup>j</sup>, A. Fenyuk<sup>aa</sup>, M. Fernandez Alonso<sup>ap</sup>, A. Ferrer<sup>g</sup>, T.A. Filippas<sup>at</sup>, A. Firestone<sup>aq</sup>, H. Foeth<sup>j</sup>, E. Fokitis<sup>at</sup>, F. Fontanelli<sup>am</sup>, K.A.J. Forbes<sup>ak</sup>, J.-L. Fousset<sup>au</sup>, S. Francon<sup>m</sup>, B. Franek<sup>c</sup>, P. Frenkiel<sup>z</sup>, D.C. Fries<sup>n</sup>, A.G. Frodesen<sup>i</sup>, R. Fruhwirth<sup>b</sup>, F. Fulda-Quenzer<sup>p</sup>, K. Furnival<sup>ak</sup>, H. Furstenau<sup>n</sup>, J. Fuster<sup>j</sup>, G. Galeazzi<sup>an</sup>, D. Gamba<sup>ah</sup>, C. Garcia<sup>g</sup>, J. Garcia<sup>ap</sup>, C. Gaspar<sup>j</sup>, U. Gasparini<sup>am</sup>, Ph. Gavillet<sup>j</sup>, E.N. Gaziz<sup>at</sup>, J.-P. Gerber<sup>ac</sup>, P. Giacomelli<sup>j</sup>, R. Gokieli<sup>as</sup>, B. Golob<sup>av</sup>, V.M. Golovatyuk<sup>e</sup>, J.J. Gomez Y Cadenas<sup>j</sup>, A. Goobar<sup>o</sup>, G. Gopal<sup>c</sup>, M. Gorski<sup>as</sup>, V. Gracco<sup>am</sup>, A. Grant<sup>j</sup>, F. Grard<sup>ae</sup>, E. Graziani<sup>t</sup>, G. Grosdidier<sup>p</sup>, E. Gross<sup>j</sup>, P. Grosse-Wiesmann<sup>j</sup>, B. Grossetete<sup>w</sup>, S. Gumenyuk<sup>aa</sup>, J. Guy<sup>c</sup>, U. Haedinger<sup>n</sup>, F. Hahn<sup>x</sup>, M. Hahn<sup>n</sup>, S. Haider<sup>d</sup>, Z. Hajduk<sup>aw</sup>, A. Hakansson<sup>h</sup>, A. Hallgren<sup>al</sup>, K. Hamacher<sup>x</sup>, G. Hamel De Monchenault<sup>aj</sup>, W. Hao<sup>d</sup>, F.J. Harris<sup>v</sup>, T. Henkes<sup>j</sup>, J.J. Hernandez<sup>g</sup>, P. Herquet<sup>ae</sup>, H. Herr<sup>j</sup>, T.L. Hessing<sup>ak</sup>, I. Hietanen<sup>f</sup>, C.O. Higgins<sup>ak</sup>, E. Higon<sup>g</sup>, H.J. Hilke<sup>j</sup>, S.D. Hodgson<sup>v</sup>, T. Hofmohl<sup>as</sup>, R. Holmes<sup>aq</sup>, S.-O. Holmgren<sup>o</sup>, D. Holthuizen<sup>d</sup>, P.F. Honore<sup>z</sup>, J.E. Hooper<sup>ar</sup>, M. Houlden<sup>ak</sup>, J. Hrubec<sup>b</sup>, C. Huet<sup>ae</sup>, P.O. Hulth<sup>o</sup>, K. Hultqvist<sup>o</sup>, P. Ioannou<sup>k</sup>,

D. Isenhower<sup>j</sup>, P.-S. Iversen<sup>i</sup>, J.N. Jackson<sup>ak</sup>, P. Jalocho<sup>aw</sup>, G. Jarlskog<sup>h</sup>, P. Jarry<sup>aj</sup>,  
 B. Jean-Marie<sup>p</sup>, E.K. Johansson<sup>o</sup>, D. Johnson<sup>ak</sup>, M. Jonker<sup>j</sup>, L. Jonsson<sup>h</sup>, P. Juillot<sup>ac</sup>,  
 G. Kalkanis<sup>k</sup>, G. Kalmus<sup>c</sup>, F. Kapusta<sup>w</sup>, M. Karlsson<sup>j</sup>, E. Karvelas<sup>ab</sup>, A. Katargin<sup>aa</sup>,  
 S. Katsanevas<sup>k</sup>, E.C. Katsoufis<sup>at</sup>, R. Keranen<sup>f</sup>, J. Kesteman<sup>ac</sup>, B.A. Khomenko<sup>e</sup>,  
 N.N. Khovanski<sup>e</sup>, B. King<sup>ak</sup>, N.J. Kjaer<sup>j</sup>, H. Klein<sup>j</sup>, W. Klempt<sup>j</sup>, A. Klovning<sup>i</sup>, P. Kluit<sup>d</sup>,  
 A. Koch-Mehrin<sup>x</sup>, J.H. Koehne<sup>n</sup>, B. Koene<sup>d</sup>, P. Kokkinias<sup>ab</sup>, M. Kopf<sup>n</sup>, K. Korcyl<sup>aw</sup>,  
 A.V. Korytov<sup>e</sup>, V. Kostioukhine<sup>aa</sup>, C. Kourkoumelis<sup>k</sup>, O. Kouznetsov<sup>e</sup>, P.H. Kramer<sup>x</sup>,  
 J. Krolikowski<sup>as</sup>, I. Kronkvist<sup>h</sup>, J. Krstic<sup>v</sup>, U. Kruener-Marquis<sup>x</sup>, W. Krupinski<sup>aw</sup>, K. Kulka<sup>af</sup>,  
 K. Kurvinen<sup>f</sup>, C. Lacasta<sup>g</sup>, C. Lambropoulos<sup>ab</sup>, J.W. Lamsa<sup>aq</sup>, L. Lanceri<sup>r</sup>, V. Lapin<sup>aa</sup>,  
 J.-P. Laugier<sup>aj</sup>, R. Lauhakangas<sup>f</sup>, G. Leder<sup>b</sup>, F. Ledroit<sup>q</sup>, R. Leitner<sup>j</sup>, Y. Lemoigne<sup>aj</sup>,  
 J. Lemonne<sup>ae</sup>, G. Lenzen<sup>x</sup>, V. Lepeltier<sup>p</sup>, J.M. Levy<sup>ac</sup>, E. Lieb<sup>x</sup>, D. Liko<sup>b</sup>, E. Lillethun<sup>i</sup>,  
 J. Lindgren<sup>f</sup>, R. Lindner<sup>x</sup>, A. Lipniacka<sup>as</sup>, I. Lippi<sup>an</sup>, B. Loerstad<sup>h</sup>, M. Lokajicek<sup>e</sup>, J.G. Loken<sup>v</sup>,  
 A. Lopez-Fernandez<sup>j</sup>, M.A. Lopez Aguera<sup>ap</sup>, M. Los<sup>d</sup>, D. Loukas<sup>ab</sup>, J.J. Lozano<sup>g</sup>, P. Lutz<sup>z</sup>,  
 L. Lyons<sup>v</sup>, G. Maehlum<sup>ao</sup>, J. Maillard<sup>z</sup>, A. Maltezos<sup>ab</sup>, F. Mandl<sup>b</sup>, J. Marco<sup>ap</sup>, M. Margoni<sup>an</sup>,  
 J.-C. Marin<sup>j</sup>, A. Markou<sup>ab</sup>, T. Maron<sup>x</sup>, S. Marti<sup>g</sup>, L. Mathis<sup>aq</sup>, F. Matorras<sup>ap</sup>, C. Matteuzzi<sup>l</sup>,  
 G. Matthiae<sup>ai</sup>, M. Mazzucato<sup>an</sup>, M. Mc Cubbin<sup>ak</sup>, R. Mc Kay<sup>aq</sup>, R. Mc Nulty<sup>ak</sup>, G. Meola<sup>am</sup>,  
 C. Meroni<sup>l</sup>, W.T. Meyer<sup>aq</sup>, M. Michelotto<sup>an</sup>, I. Mikulec<sup>b</sup>, L. Mirabito<sup>m</sup>, W.A. Mitaroff<sup>b</sup>,  
 G.V. Mitselmakher<sup>e</sup>, U. Mjoernmark<sup>h</sup>, T. Moa<sup>o</sup>, R. Moeller<sup>ar</sup>, K. Moenig<sup>j</sup>, M.R. Monge<sup>am</sup>,  
 P. Morettini<sup>am</sup>, H. Mueller<sup>n</sup>, W.J. Murray<sup>c</sup>, B. Muryn<sup>aw</sup>, G. Myatt<sup>v</sup>, F. Naraghi<sup>w</sup>,  
 F.L. Navarria<sup>ad</sup>, P. Negri<sup>l</sup>, B.S. Nielsen<sup>ar</sup>, B. Nijhar<sup>ak</sup>, V. Nikolaenko<sup>aa</sup>, P.E.S. Nilsen<sup>i</sup>,  
 P. Niss<sup>o</sup>, V. Obraztsov<sup>aa</sup>, A.G. Olshevski<sup>e</sup>, R. Orava<sup>f</sup>, A. Ostankov<sup>aa</sup>, K. Osterberg<sup>f</sup>,  
 A. Ouraou<sup>aj</sup>, M. Paganoni<sup>l</sup>, R. Pain<sup>w</sup>, H. Palka<sup>d</sup>, Th.D. Papadopoulou<sup>at</sup>, L. Pape<sup>j</sup>, A. Passeri<sup>t</sup>,  
 M. Pegoraro<sup>an</sup>, J. Pennanen<sup>f</sup>, V. Perevozchikov<sup>aa</sup>, M. Pernicka<sup>b</sup>, A. Perrotta<sup>ad</sup>, C. Petridou<sup>r</sup>,  
 A. Petrolini<sup>am</sup>, T.E. Pettersen<sup>an</sup>, F. Pierre<sup>aj</sup>, M. Pimenta<sup>a</sup>, O. Pingot<sup>ae</sup>, M.E. Pol<sup>j</sup>, G. Polok<sup>aw</sup>,  
 P. Poropat<sup>r</sup>, P. Privitera<sup>n</sup>, A. Pullia<sup>l</sup>, D. Radojicic<sup>v</sup>, S. Ragazzi<sup>l</sup>, H. Rahmani's<sup>at</sup>, P.N. Ratoff<sup>ay</sup>,  
 A.L. Read<sup>ao</sup>, N.G. Redaelli<sup>l</sup>, M. Regler<sup>b</sup>, D. Reid<sup>ak</sup>, P.B. Renton<sup>v</sup>, L.K. Resvanis<sup>k</sup>,  
 F. Richard<sup>p</sup>, M. Richardson<sup>ak</sup>, J. Ridky<sup>e</sup>, G. Rinaudo<sup>ah</sup>, I. Roditi<sup>az</sup>, A. Romero<sup>ah</sup>,  
 I. Roncagliolo<sup>am</sup>, P. Ronchese<sup>an</sup>, V. Ronjin<sup>aa</sup>, C. Ronnqvist<sup>f</sup>, E.I. Rosenberg<sup>aq</sup>, S. Rossi<sup>j</sup>,  
 U. Rossi<sup>ad</sup>, E. Rosso<sup>j</sup>, P. Roudeau<sup>p</sup>, T. Rovelli<sup>ad</sup>, W. Ruckstuhl<sup>d</sup>, V. Ruhlmann<sup>aj</sup>, A. Ruiz<sup>ap</sup>,  
 K. Rybicki<sup>aw</sup>, H. Saarikko<sup>f</sup>, Y. Sacquin<sup>aj</sup>, G. Sajot<sup>q</sup>, J. Salt<sup>g</sup>, J. Sanchez<sup>u</sup>, M. Sannino<sup>am</sup>,  
 S. Schael<sup>n</sup>, H. Schneider<sup>n</sup>, M.A.E. Schyns<sup>x</sup>, G. Sciolla<sup>ah</sup>, F. Scuri<sup>r</sup>, A.M. Segar<sup>v</sup>, R. Sekulin<sup>c</sup>,  
 M. Sessa<sup>r</sup>, G. Sette<sup>am</sup>, R. Seufert<sup>n</sup>, R.C. Shellard<sup>y</sup>, I. Siccama<sup>d</sup>, P. Siegrist<sup>aj</sup>, S. Simonetti<sup>am</sup>,  
 F. Simonetto<sup>an</sup>, A.N. Sisakian<sup>e</sup>, T.B. Skaali<sup>ao</sup>, G. Skjevling<sup>ao</sup>, G. Smadja<sup>aj,m</sup>, N. Smirnov<sup>aa</sup>,  
 G.R. Smith<sup>c</sup>, R. Sosnowski<sup>j</sup>, T.S. Spasoff<sup>q</sup>, E. Spiriti<sup>t</sup>, S. Squarcia<sup>am</sup>, H. Staeck<sup>x</sup>, C. Stanescu<sup>t</sup>,  
 S. Stapnes<sup>ao</sup>, G. Stavropoulos<sup>ab</sup>, F. Stichelbaut<sup>ae</sup>, A. Stocchi<sup>p</sup>, J. Strauss<sup>b</sup>, J. Straver<sup>j</sup>,  
 R. Strub<sup>ac</sup>, M. Szczekowski<sup>j</sup>, M. Szeptycka<sup>as</sup>, P. Szymanski<sup>as</sup>, T. Tabarelli<sup>l</sup>, S. Tavernier<sup>ae</sup>,  
 O. Tchikilev<sup>aa</sup>, G.E. Theodosiou<sup>ab</sup>, A. Tilquin<sup>au</sup>, J. Timmermans<sup>d</sup>, V.G. Timofeev<sup>e</sup>,  
 L.G. Tkatchev<sup>e</sup>, T. Todorov<sup>ac</sup>, D.Z. Toet<sup>d</sup>, O. Toker<sup>f</sup>, A. Tomaradze<sup>aa</sup>, E. Torassa<sup>ah</sup>,  
 L. Tortora<sup>t</sup>, M.T. Trainor<sup>v</sup>, D. Treille<sup>j</sup>, U. Trevisan<sup>am</sup>, W. Trischuk<sup>j</sup>, G. Tristram<sup>z</sup>,  
 C. Troncon<sup>l</sup>, A. Tsirou<sup>j</sup>, E.N. Tsyganov<sup>e</sup>, M. Turala<sup>aw</sup>, M.-L. Turluer<sup>aj</sup>, T. Tuuva<sup>f</sup>,  
 I.A. Tyapkin<sup>w</sup>, M. Tyndel<sup>c</sup>, S. Tzamarias<sup>j</sup>, S. Ueberschaer<sup>x</sup>, O. Ullaland<sup>j</sup>, V. Uvarov<sup>aa</sup>,  
 G. Valenti<sup>ad</sup>, E. Vallazza<sup>ah</sup>, J.A. Valls Ferrer<sup>g</sup>, C. Vander Velde<sup>ae</sup>, G.W. Van Apeldoorn<sup>d</sup>,  
 P. Van Dam<sup>d</sup>, W.K. Van Doninck<sup>ae</sup>, P. Vaz<sup>j</sup>, G. Vegni<sup>l</sup>, L. Ventura<sup>an</sup>, W. Venus<sup>c</sup>,  
 F. Verbeure<sup>ae</sup>, L.S. Vertogradov<sup>e</sup>, D. Vilanova<sup>aj</sup>, P. Vincent<sup>m</sup>, N. Vishnevsky<sup>aa</sup>, L. Vitale<sup>f</sup>,  
 E. Vlasov<sup>aa</sup>, A.S. Vodopyanov<sup>e</sup>, M. Vollmer<sup>x</sup>, G. Voulgaris<sup>k</sup>, M. Voutilainen<sup>f</sup>, V. Vrba<sup>t</sup>,  
 H. Wahlen<sup>x</sup>, C. Walck<sup>o</sup>, F. Waldner<sup>r</sup>, M. Wayne<sup>aq</sup>, A. Wehr<sup>x</sup>, M. Weierstall<sup>x</sup>, P. Weilhammer<sup>j</sup>,  
 J. Werner<sup>x</sup>, A.M. Wetherell<sup>j</sup>, J.H. Wickens<sup>ae</sup>, J. Wikne<sup>ao</sup>, G.R. Wilkinson<sup>v</sup>, W.S.C. Williams<sup>v</sup>,

M. Winter<sup>ac</sup>, D. Wormald<sup>ao</sup>, G. Wormser<sup>p</sup>, K. Woschnagg<sup>af</sup>, N. Yamdagni<sup>o</sup>, P. Yepes<sup>j</sup>,  
 A. Zaitsev<sup>aa</sup>, A. Zalewska<sup>aw</sup>, P. Zalewski<sup>p</sup>, D. Zavrtnik<sup>j</sup>, E. Zevgolatakos<sup>ab</sup>, G. Zhang<sup>x</sup>,  
 N.I. Zimin<sup>e</sup>, M. Zito<sup>aj</sup>, R. Zuberi<sup>v</sup>, R. Zukanovich Funchal<sup>z</sup>, G. Zumerle<sup>an</sup> and J. Zuniga<sup>g</sup>

<sup>a</sup> LIP, IST, FOUL - Av. Elias Garcia, 14 - 1e, P-1000 Lisbon Codex, Portugal

<sup>b</sup> Institut für Hochenergiephysik, Österreichische Akademie der Wissenschaften,  
 Nikolsdorfergasse 18, A-1050 Vienna, Austria

<sup>c</sup> Rutherford Appleton Laboratory, Chilton, Didcot OX11 0QX, UK

<sup>d</sup> NIKHEF-H, Postbus 41882, NL-1009 DB Amsterdam, The Netherlands

<sup>e</sup> Joint Institute for Nuclear Research, Dubna, Head Post Office, PO Box 79, 101 000 Moscow, Russian Federation

<sup>f</sup> Research Institute for High Energy Physics, SEFT, Siltavuorenpenger 20 C, SF-00170 Helsinki, Finland

<sup>g</sup> IFIC, Valencia-CSIC, and DFAMN, U. de Valencia, Avda. Dr. Moliner 50, E-46100 Burjassot (Valencia), Spain

<sup>h</sup> Department of Physics, University of Lund, Sölvegatan 14, S-22363 Lund, Sweden

<sup>i</sup> Department of Physics, University of Bergen, Allégaten 55, N-5007 Bergen, Norway

<sup>j</sup> CERN, CH-1211 Geneva 23, Switzerland

<sup>k</sup> Physics Laboratory, University of Athens, Solonos Str. 104, GR-10680 Athens, Greece

<sup>l</sup> Dipartimento di Fisica, Università di Milano and INFN, Via Celoria 16, I-20133 Milan, Italy

<sup>m</sup> Université Claude Bernard de Lyon, 43 Bd du 11 Novembre 1918, F-69622 Villeurbanne Cedex, France

<sup>n</sup> Institut für Experimentelle Kernphysik, Universität Karlsruhe, Postfach 6980, W-7500 Karlsruhe 1, FRG

<sup>o</sup> Institute of Physics, University of Stockholm, Vanadisvägen 9, S-113 46 Stockholm, Sweden

<sup>p</sup> Laboratoire de l'Accélérateur Linéaire, Université de Paris-Sud, Bâtiment 200, F-91405 Orsay, France

<sup>q</sup> Institut des Sciences Nucléaires, Université de Grenoble 1, F-38026 Grenoble, France

<sup>r</sup> Dipartimento di Fisica, Università di Trieste and INFN, Via A. Valerio 2, I-34127 Trieste, Italy

<sup>s</sup> Istituto di Fisica, Università di Udine, I-33100 Udine, Italy

<sup>t</sup> Istituto Superiore di Sanità, Istituto Nazionale di Fisica Nucleare (INFN), Viale Regina Elena 299, I-00161 Rome, Italy

<sup>u</sup> Universidad Complutense, Avda. Complutense s/n, E-28040 Madrid, Spain

<sup>v</sup> Nuclear Physics Laboratory, University of Oxford, Keble Road, Oxford OX1 3RH, UK

<sup>w</sup> LPNHE, Universités Paris VI et VII, Tour 33 (RdC), 4 place Jussieu, F-75230 Paris Cedex 05, France

<sup>x</sup> Fachbereich Physik, University of Wuppertal, Postfach 100 127, W-5600 Wuppertal 1, FRG

<sup>y</sup> Departamento de Fisica, Pontificia Universidade Católica, CP 38071 RJ-22453 Rio de Janeiro, Brazil

<sup>z</sup> Laboratoire de Physique Corpusculaire, Collège de France, 11 pl. M. Berthelot, F-75231 Paris Cedex 05, France

<sup>aa</sup> Institute for High Energy Physics, Serpukov PO Box 35, Protvino, (Moscow Region), Russian Federation

<sup>ab</sup> Institute of Nuclear Physics, NCSR Demokritos, PO Box 60228, GR-15310 Athens, Greece

<sup>ac</sup> Centre de Recherche Nucléaire, IN2P3-CNRS/ULP-BP20, F-67037 Strasbourg Cedex, France

<sup>ad</sup> Dipartimento di Fisica, Università di Bologna and INFN, Via Irnerio 46, I-40126 Bologna, Italy

<sup>ae</sup> Physics Department, Universitaire Instelling Antwerpen, Universiteitsplein 1, B-2610 Wilrijk, Belgium  
 and IIHE, ULB-VUB, Pleinlaan 2, B-1050 Brussels, Belgium

and Faculté des Sciences, Université de l'Etat Mons, Av. Maistriau 19, B-7000 Mons, Belgium

<sup>ah</sup> Dipartimento di Fisica Sperimentale, Università di Torino and INFN, Via P. Giuria 1, I-10125 Turin, Italy

<sup>ai</sup> Dipartimento di Fisica, Università di Roma II and INFN, Tor Vergata, I-00173 Rome, Italy

<sup>aj</sup> CEN-Saclay, DPhPE, F-91191 Gif-sur-Yvette Cedex, France

<sup>ak</sup> Department of Physics, University of Liverpool, PO Box 147, Liverpool L69 3BX, UK

<sup>af</sup> Department of Radiation Sciences, University of Uppsala, PO Box 535, S-751 21 Uppsala, Sweden

<sup>am</sup> Dipartimento di Fisica, Università di Genova and INFN, Via Dodecaneso 33, I-16146 Genoa, Italy

<sup>an</sup> Dipartimento di Fisica, Università di Padova and INFN, Via Marzolo 8, I-35131 Padua, Italy

<sup>ao</sup> Physics Department, University of Oslo, Blindern, N-1000 Oslo 3, Norway

<sup>ap</sup> Facultad de Ciencias, Universidad de Santander, av. de los Castros, E-39005 Santander, Spain

<sup>aq</sup> Ames Laboratory and Department of Physics, Iowa State University, Ames IA 50011, USA

<sup>ar</sup> Niels Bohr Institute, Blegdamsvej 17, DK-2100 Copenhagen Ø, Denmark

<sup>as</sup> Institute for Nuclear Studies, and University of Warsaw, Ul. Hoza 69, PL-00681 Warsaw, Poland

<sup>at</sup> National Technical University, Physics Department, Zografou Campus, GR-15773 Athens, Greece

<sup>au</sup> Université d'Aix, Marseille II, Case 907, 70, route Léon Lachamp, F-13288 Marseille Cedex 09, France

<sup>av</sup> Institut "Jozef Stefan", Ljubljana, Slovenija

<sup>aw</sup> High Energy Physics Laboratory, Institute of Nuclear Physics, Ul. Kawiora 26 a, PL-30055 Cracow 30, Poland

<sup>ay</sup> School of Physics and Materials, University of Lancaster, Lancaster LA1 4YB, UK

<sup>az</sup> Centro Brasileiro de Pesquisas Físicas, rua Xavier Sigaud 150, RJ-22290 Rio de Janeiro, Brazil

Received 1 July 1992

Seven unambiguous events out of a sample of 270 000  $Z^0$  decays, contain in the same jet a  $D_s$  meson and a muon at large transverse momentum relative to the jet axis. These events are direct evidence for  $B_s^0$  meson production in hadronic  $Z^0$  decays. The production rate of these events, relative to all hadronic  $Z^0$  decays is  $(18 \pm 8) \times 10^{-5}$ , this number including the relevant branching fractions of the  $B_s^0$  and  $D_s$ . The value of the  $B_s^0$  meson lifetime relative to the average B meson lifetime is measured to be  $0.8 \pm 0.4$ .

**1. Introduction**

The presence of the  $B_s^0$  meson<sup>#1</sup>, carrying both beauty and strangeness, at  $e^+e^-$  or  $p\bar{p}$  colliders has been up to now inferred from the measurement of the rate of same sign dileptons [1]. This rate is larger than the corresponding value [2] obtained at the  $\Upsilon(4S)$  and this difference can be explained by the production, at a rate around 12%, of strange  $B_s^0$  mesons which undergo a complete  $B_s^0-\bar{B}_s^0$  mixing. Evidence for  $B_s^0$  production was also obtained by the CUSB Collaboration from data registered at the  $\Upsilon(5S)$  [3]. No measurement exists yet on the decay properties of the  $B_s^0$  meson.

This paper shows that samples containing mainly  $B_s^0$  decay products can be isolated at LEP, opening new possibilities for the study of the properties of this particle. A sample of 270 000 hadronic  $Z^0$  decays registered by DELPHI in 1991 has been used for this analysis.

**2. Isolation of  $B_s^0$  mesons**

The observed  $B_s^0$  mesons were produced during the hadronization of b quark jets emitted in the decay of a  $Z^0$  boson. From the measured production rate of strange particles in hadronic jets, the probability to get an  $s\bar{s}$  pair at each step of the hadronization chain is estimated of the order of 12% [4]. In the case of semi-leptonic decays, as explained below, events containing in the same jet a  $D_s$  meson and a lepton at large transverse momentum relative to the jet axis are essentially pure manifestations of  $B_s^0$  meson decays. The visibility of the signal from  $B_s^0$  mesons is mainly

<sup>#1</sup> Throughout this paper the symbol for a particle is taken to include the corresponding antiparticle, unless explicitly stated otherwise.

determined by two parameters: the probability that a  $D_s$  meson is produced in a semi-leptonic decay of a  $B_s^0$  particle and the background probability that non-strange B particles emit a lepton and a  $D_s$  meson in a direct or a cascade semi-leptonic decay.

Four processes, all from B decays, contribute to the production of the  $\ell^\pm D_s^\mp X$  final state with the lepton and the strange  $D_s$  meson observed in the same jet. Two come from direct B meson semi-leptonic decays and the others from semi-leptonic cascade decays of B hadrons as shown in fig. 1.

The process in fig. 1a corresponds to the signal. The  $B_s^0$  meson decays into  $\ell^\pm D_s^\mp \nu_\ell$  or into  $\ell^\pm D_s^\mp \pi \nu_\ell$  followed by the decay  $D_s^* \rightarrow D_s \gamma$ . The contributions from non-resonant hadronic final states and from  $D_s^{*+}$  mesons are not expected to give large contributions to the signal because these channels give rise mainly to  $D^0 K X$  or to  $D^+ K X$  events. The fraction of  $D_s^{*+}$ -like states that decays into a  $D_s$  meson is expected to be of the order of 20%: 10% are produced by violation of the Zweig rule in the sector of strange quarks

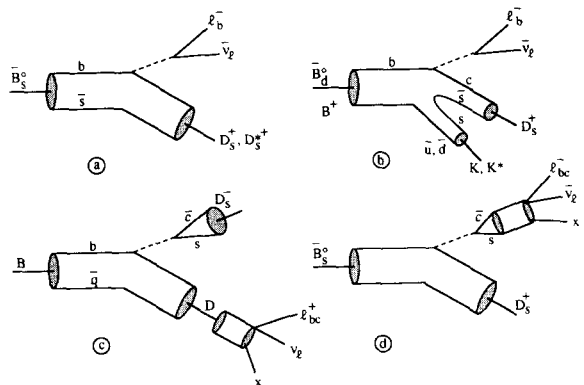


Fig. 1. The four diagrams which contribute to  $\ell^\pm D_s^\mp$  final states and in which the lepton and the  $D_s$  are in the same jet. There is no channel for same sign lepton- $D_s$  correlations.

and the remaining 10% come from the usual strange particle production in hadronic systems. In the case of non-strange B mesons, current theoretical expectations [5,6] predict values in the range 10 to 25 % for the fraction of  $D^{**}$  or non-resonant  $D(n\pi)$  final states in the semi-leptonic decays of  $B_d^0$  or  $B^+$  mesons. These predictions are somewhat lower than present measurements from the ARGUS and CLEO Collaborations [7] which found a value of  $40 \pm 10\%$ . In the following it is assumed that 25% of the  $B_s^0$  semi-leptonic decays go through  $D_s^{**}$  or non-resonant  $D(n\pi)$  so that:

$$\frac{BR(B_s \rightarrow D_s \ell \nu X)}{BR(B_s \rightarrow \ell \nu X)} = 0.80.$$

Process 1b is the semi-leptonic decay of a non-strange B meson to a hadronic system including a  $D_s$  and a K mesons. Here the fraction of the events with a strange  $D_s$  meson will be smaller than the usual probability of extracting strange quarks from the sea because of the further limitation from phase-space. The distribution of the mass of the hadronic system produced in a semi-leptonic decay of a B hadron falls steeply at high values and the threshold for  $D_s$ -K production is situated in the far tail of the distribution, above the nominal mass values of possible  $D^{**}$  states. A detailed theoretical analysis, based on the quark model, and using the evaluation of the transitions of the B meson to individual D,  $D^*$  and higher  $D^{**}$  resonances can be found in ref. [6]. The expected production of  $D_s K X$  final states is rather stable to variations of the parameters of the model. In particular there is no direct correlation between the fractions expected for  $D_s K X$  and  $D^{**}$  final states and the following limit is obtained:

$$\frac{BR(B_d, B^+ \rightarrow D_s \ell \nu X)}{BR(B_d \rightarrow \ell \nu X)} \leq 0.025.$$

This gives an upper limit of 20% for the contribution of the diagram 1b relative to the process 1a (table 1) and, in the following analysis, this process has been neglected.

Processes 1c and 1d correspond to semi-leptonic cascade decays of B mesons into final states with two charmed particles. A  $D_s$  meson is formed through the coupling of the virtual W to  $c\bar{s}$  quark pairs. This coupling is Cabibbo favoured but it is penalized, relative to the coupling to  $u\bar{d}$  quark pairs, by the phase space

Table 1

Contribution of each process to the  $\ell D_s$  correlation. Prob(B) is the probability to find the proper B meson in a b jet. Prob( $\ell$ ) is the corresponding semi-leptonic branching fraction. Prob( $D_s$ ) is the probability to get a  $D_s$  meson in the semi-leptonic decay.

Diagram	Prob(B)	Prob( $\ell$ )	Prob( $D_s$ )	Prob. per had. event
1a	0.12	0.1	0.80	$4.22 \times 10^{-3}$
1b	0.75	0.1	$\leq 0.025$	$\leq 0.82 \times 10^{-3}$
1c	1.0	$\approx 0.1$	0.1	$4.4 \times 10^{-3}$
1d	0.12	$\approx 0.1$	0.1	$0.52 \times 10^{-3}$

limitations coming from the heavier masses of the c and  $\bar{s}$  quarks as compared to u and  $\bar{d}$  masses. ARGUS and CLEO have measured [7]

$$BR(B \rightarrow D_s X) = (10 \pm 2 \pm 4)\%$$

(in this expression B means 50% neutral and 50% charged B's and a branching fraction of  $(3.1_{-1.0}^{+1.2})\%$  is assumed for the  $D_s$  decay into  $\phi\pi$  [8]).  $B_s^0$  meson decays contribute simultaneously to processes 1c and 1d because the lepton can be produced from one of the two  $D_s$  mesons that are present.

Contribution from  $Z^0 \rightarrow c\bar{c}$  events is only expected through the presence of misidentified hadrons in the sample of muon candidates. The contribution from these classes of events can be evaluated in the data because similar numbers of  $\ell^\pm D_s^\mp$  and of  $\ell^\mp D_s^\mp$  candidates are expected from this source. This applies also to the candidates coming from the combinatorial background present under the  $D_s$  mass peak.

Table 1 gives rough estimates of the relative contributions from the different processes, prior to any reduction from detection efficiencies. Before any cut to identify the lepton and the  $D_s$  meson, similar numbers of events are expected from processes 1a and 1c.

However, the leptons emitted from the cascade decay process 1c are softer and have a lower transverse momentum<sup>#2</sup> than those from process 1a. Differences in acceptance, and proper cuts on the kinematical variables will thus modify the contributions from

<sup>#2</sup> The transverse momentum of the lepton is measured relative to the axis of the hadronic system present in the jet, in addition to the lepton. Jets have been reconstructed using the LUND LUCLUS algorithm [9] with default parameters.

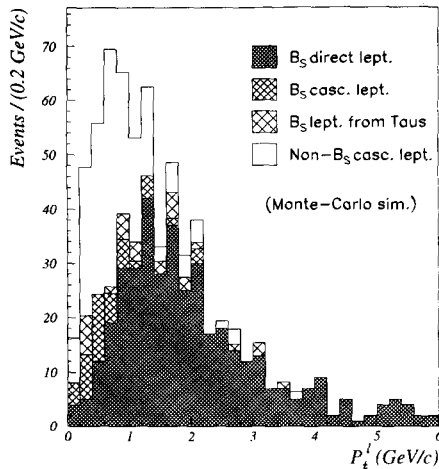


Fig. 2. Monte Carlo simulation of the  $P_T$  distribution of the lepton relative to the remaining charged particles in the jet. The shaded areas correspond to events initiated by a  $B_s^0$  decay.

the different classes in the sample of selected events. For example, at a transverse momentum of the lepton  $P_T$  above 1.2 GeV/c, more than 90 % of the events are expected to originate from  $B_s^0$  semi-leptonic decays, if process 1b is neglected. This can be seen on fig. 2 which shows the Monte Carlo simulated lepton  $P_T$  distribution in  $Z^0$  decays, dominated by the processes of fig. 1, and which includes acceptance and detection efficiencies.

### 3. Detector

The components of the DELPHI detector which play an important role in the present analysis are described here. A complete description of the DELPHI apparatus is given in ref. [10].

The muon identification relied mainly on the muon chambers, a set of drift chambers providing three dimensional information. In the barrel part of the detector, covering polar angles between  $52^\circ$  and  $128^\circ$ , there are 3 sets of chambers. One set of chambers is located just inside the hadron calorimeter and two sets are just beyond it, with 2 layers of chambers in each set. The third set, which completes the azimuthal coverage, has a small overlap with the others. The forward muon chambers cover polar angles between  $9^\circ$

to  $43^\circ$  and  $137^\circ$  to  $171^\circ$ . Both arms have two planes of chambers; one inside the yoke, behind more than 85 cm of iron, the second 30 cm further out, behind another 20 cm of iron.

The central tracking system, composed of the Inner Detector (ID), the Time Projection Chamber (TPC) and the Outer Detector (OD), measured the tracks at polar angle larger than  $30^\circ$  with a resolution of  $\sigma(p)/p \simeq 0.002 \times p$ . The TPC is the main tracking device. It is a cylinder of 30 cm inner radius, 122 cm outer radius and has a length of 2.7 m. For polar angles between  $39^\circ$  and  $141^\circ$  up to 16 space points can be used. The energy loss ( $dE/dx$ ) for each charged particle is measured by the 192 TPC sense wires as the 80% truncated mean of the maximum amplitudes of the wires signals. By using  $Z^0 \rightarrow \mu^+ \mu^-$  events, the  $dE/dx$  resolution has been measured to be 5.5%. For tracks in hadronic jets the resolution is 7.5%, and 25% of the tracks have no information because they are too close to another track.

The MicroVertex detector (VD) consists of three concentric shells of Si-strip detectors at average radii of 6.3, 9 and 11 cm covering the central region of the DELPHI apparatus at polar angles between  $27^\circ$  and  $153^\circ$ . The shells surround the beam pipe, a beryllium cylinder 1.45 mm thick with a 5.3 cm inner radius. Each shell consists of 24 modules with about 10% overlap in azimuth between the modules. Each module carries 4 detectors with strips parallel to the beam direction. The silicon detectors are 300  $\mu\text{m}$  thick and have a diode pitch of 25  $\mu\text{m}$ . A new feature is that the read-out strips (50  $\mu\text{m}$  pitch) are AC coupled giving a 5  $\mu\text{m}$  intrinsic precision on the coordinates of the charged tracks, transverse to the beam direction.

After a careful procedure of relative alignment of each single detector, an overall precision of 8  $\mu\text{m}$  has been achieved. By using the combined information from OD+TPC+ID+VD a resolution of 3.5% on  $\sigma(p)/p$  was obtained for 45 GeV/c muons.

### 4. Analysis

In the study of  $D_s$ -lepton correlations in the same jet, only identified muons were used. Muons were selected if their momentum was larger than 3 GeV/c and if they were identified using the information from the muon chambers. A detailed description of the algo-

rithm used for this selection can be found in ref. [11]. The overall muon identification efficiency was measured with the  $Z^0 \rightarrow \mu^+ \mu^-$  final state. In the solid angle of interest in this analysis, which includes an incomplete coverage by the muon chambers near  $45^\circ$  and  $135^\circ$ , a mean efficiency of  $69 \pm 2\%$  was obtained. It has been verified, using the DELPHI Monte Carlo simulation program, that the ambiguities arising from neighbouring particles do not reduce the identification efficiency inside a jet.

All charged particles were separated into two hemispheres by the plane normal to the thrust axis of the event and containing the beam interaction point. The event primary vertex was determined using all charged tracks with momentum larger than  $500 \text{ MeV}/c$ , except the lepton candidate. The vertex position had to be compatible with the beam spot position which was measured for each LEP fill. If it was not, an iterative procedure was used to eliminate from the tracks used in the vertex evaluation those which gave the largest contribution to the  $\chi^2$ . From Monte Carlo simulated  $b\bar{b}$  events it was verified that the accuracy on the main vertex reconstruction was  $80 \mu\text{m}$  in the horizontal direction, in which the beam spot had its largest extension, and  $40 \mu\text{m}$  in the vertical direction.

$D_s$  mesons were searched for using the  $\phi\pi$  and  $K^{*0}K$  decay modes, with only charged particles in the final state. The three tracks were selected in the same hemisphere as the muon and their momentum was required to be larger than  $2 \text{ GeV}/c$ . These tracks had also to be associated to hits in the silicon vertex detector and they had to intersect at a common secondary vertex. To reduce the combinatorial background, a positive decay length was required between the secondary and main vertices. The accuracy on the secondary vertex reconstruction measured on the simulated data was  $300 \mu\text{m}$  along the flight direction of the  $D_s$  meson and  $30 \mu\text{m}$  in the perpendicular direction.

Mass combinations were obtained by requiring that a  $K^+K^-$  combination was in the  $\phi$  region, between  $1.012$  and  $1.028 \text{ GeV}/c^2$ , or a  $K\pi$  system in the  $K^{*0}$  region, between  $0.83$  and  $0.95 \text{ GeV}/c^2$ . For the  $K^{*0}$ , the kaon mass was attributed to the particle which had the same charge as the lepton. The third particle was then selected if it had a charge opposite to that of the lepton. These assignments were not always correct for the combinatorial background, and therefore particle identification was used to reduce it.

Loose cuts were applied on particle identification. No selection was applied on the two kaons from the  $\phi$  decay because the two tracks are too close and most of the time cannot be identified separately. In the  $K^{*0}$  decay it was required that the  $dE/dx$  of the candidate kaon be smaller than the value associated to the candidate pion. From Monte Carlo simulation it has been verified that, in the case of genuine  $K^{*0}$  decays, this condition was fulfilled in 70% of the cases. The remaining kaon, in the  $K^{*0}K$  decay, had to have a  $dE/dx$  compatible with the kaon hypothesis. The measured  $dE/dx$  value must not exceed by more than 12% (1.5 standard deviations) the expected value for a kaon having the same momentum. If no  $dE/dx$  information was available the particle was kept.

The  $D_s$  is a pseudo-scalar meson and, in this analysis, it decays into a vector and a pseudoscalar mesons. Because of helicity conservation, in the rest frame of the vector meson, the angle  $\psi$  between its decay products and the direction of the bachelor pseudoscalar has a  $\cos^2 \psi$  distribution. In the following, events were selected with  $|\cos \psi| \geq 0.5$ . This cut keeps 88% of the signal, if possible acceptance distortions are neglected.

Taking events in the  $\phi$  and in the  $K^{*0}$  mass regions, a signal centered on the  $D_s$  mass was visible both in the  $\phi\pi$  and  $K^{*0}K$  mass distributions. Fig. 3 shows these signals when the  $D_s$  was associated to a muon with a transverse momentum larger than  $0.6 \text{ GeV}/c$ . The  $\phi\pi$  and  $K^{*0}K$  mass distributions were summed in the analysis which follows. It was verified that the two distributions contained no common candidates. These distributions are shown for  $P_T$  cuts of  $0.8 \text{ GeV}/c$  in fig. 3c, and  $1.2 \text{ GeV}/c$  in fig. 3d.

#### 4.1. Study of $B_s^0$ meson production

The statistical evidence for the  $D_s$  signal depends upon the knowledge of the values for the mass and width of the  $D_s$  particle as reconstructed by the DELPHI detector. These values were obtained by searching for inclusive  $D_s$  meson production in hadronic jets. In the  $\phi\pi$  decay channel a signal of  $74 \pm 15$  events was observed with the following parameters:

$$M_{D_s} = 1963 \pm 2 \text{ MeV}/c^2,$$

$$\sigma_{M_{D_s}} = 6.9 \pm 1.3 \text{ MeV}/c^2.$$

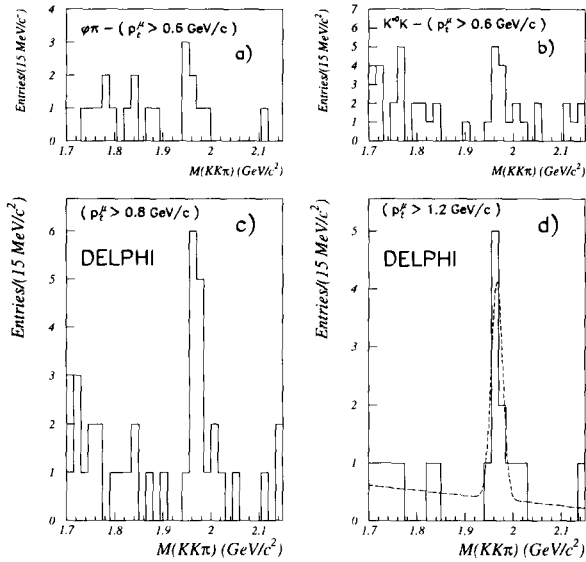


Fig. 3. Mass distributions for  $KK\pi$  candidates, accompanied, in the same jet, by a muon of opposite sign with  $P_T$  greater than 0.6  $\text{GeV}/c$ . (a)  $\phi\pi$  candidates. (b)  $K^{*0}K$  candidates. Combined mass distributions for  $K^{*0}K$  and  $\phi\pi$  candidates: (c)  $P_T > 0.8 \text{ GeV}/c$ . (d)  $P_T > 1.2 \text{ GeV}/c$ .

The mean value of the  $D_s$  mass was lower than the nominal value by  $6 \text{ MeV}/c^2$ . A similar displacement was also observed for the  $D^0$  mass peak and it was attributed to remaining defects in the detector alignment. The  $D_s$  reconstructed width was narrower than the Monte Carlo simulation estimate which was  $11 \text{ MeV}/c^2$ . In order to evaluate the statistical significance of the observed accumulation of events in a given mass distribution, the probability to get at least the measured number of events in a region centered on the expected  $D_s$  mass and having a width equal to  $30 \text{ MeV}/c^2$  was computed. This mass interval contains about 85% of the signal if the mass resolution is equal to  $11 \text{ MeV}/c^2$ . A binomial probability distribution was used and for the two selected samples of events shown in figs. 3c and 3d, the respective probabilities are  $1.3 \times 10^{-3}$  and  $2.1 \times 10^{-4}$ .

An unbinned maximum likelihood fit of a gaussian distribution for the signal, with a fixed width to  $11 \text{ MeV}/c^2$ , and a linear background gave the following mass and number of events on the data selected with the  $P_T$  cut of  $1.2 \text{ GeV}/c$ :

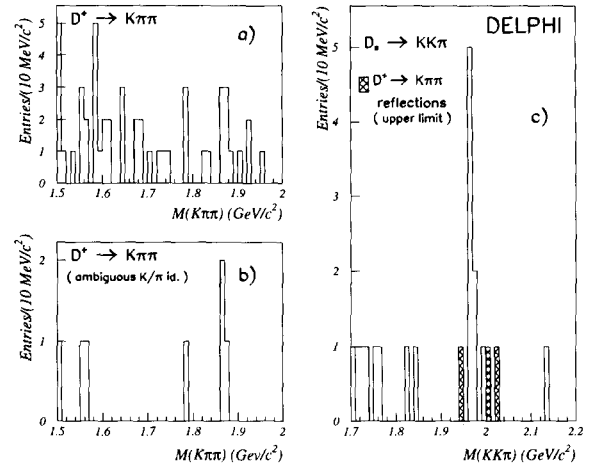


Fig. 4.  $K\pi$  mass distributions used to search for the  $D^+$  mesons remaining after imposing the selections for  $D_s$  decays to  $K^{*0}K$ . (a)  $K\pi$  mass combination is taken in the  $K^{*0}$  region. No request has been applied on the  $\psi$  angle distribution, on particle identification and on the flight distance. (b) Using the same selections as in the  $D_s$  analysis. (c)  $D_s$  signal with a  $10 \text{ MeV}/c$  binning. The shaded area corresponds to events that could come from  $D^+ \rightarrow K^- \pi^+ \pi^+$ .

$$M_{D_s} = 1965.6 \pm 5.1 \text{ MeV}/c^2,$$

$$N_{D_s} = 7.5^{+3.3}_{-2.6},$$

$$N_{D_s} \geq 3.7 \text{ at } 95\% \text{ confidence level.}$$

The value obtained for the mass is compatible with the corresponding measured value using the inclusive  $D_s$  signal.

It was also verified that the accumulation of events around the  $D_s$  mass was not due to the reflection of other charm hadronic decays. The main candidate for such a spurious peak is the  $D^+$  which decays into  $K^- \pi^+ \pi^+$  and in which one of the charged pions is taken as a kaon. Events were selected with a muon with a transverse momentum larger than  $1.2 \text{ GeV}/c$  and with a  $K\pi$  invariant mass in the  $K^{*0}$  region (fig. 4a). Possible mass reflections coming from the  $\phi\pi$  decay channel have been neglected because of the narrowness of the  $\phi$  signal. Cuts on the  $\psi$  angle, on particle identification, and on the flight distance were then applied and 3 events remained (fig. 4b) which were compatible with a narrow mass peak centered around the  $D^+$  mass. In the  $K^{*0}K$  mass distribution, a genuine  $D^+$  decaying into  $K\pi\pi$  would appear as a broad accumulation of total width  $200 \text{ MeV}/c^2$  ex-



tending above the  $D_s$  nominal mass. In fig. 4c these 3 events are shown in the  $KK\pi$  hypothesis using a binning of 10 MeV/c. Because of the narrowness of the genuine  $D_s$  signal two of them are not compatible with the  $D_s$  hypothesis and one is ambiguous. In the selected range of transverse momentum there are thus 7 events coming unambiguously from  $D_s$  decays. Using the result from the fit of the mass distribution given previously and the expected contributions from the different mechanisms shown in fig. 2, the number of events coming exclusively from the direct semi-leptonic decay  $B_s \rightarrow \mu D_s X \nu$  is then:  $N_{B_s \rightarrow D_s \mu \nu X}(P_T^\mu > 1.2 \text{ GeV}/c) = 5.4^{+2.7}_{-2.1}$  and is larger than 2.2 at the 95% confidence level.

The same analysis was repeated to check the charge relation between the muon and the  $D_s$ . As explained in section 2, same-sign muon- $D_s$  correlations come from misidentified muons or from the combinatorial background under the  $D_s$  peak. In fig. 5a, the  $KK\pi$  mass distribution of these same sign events containing a  $\phi$  or  $K^{*0}$  mass is shown: no accumulation exists around the  $D_s$  mass.

Other checks were also made. A cut on the  $\cos \psi$  distribution, namely  $|\cos \psi| \geq 0.5$ , has been used. In fig. 5b the  $KK\pi$  mass distribution is given for the events that were rejected by this cut. As expected, no clear signal is visible around the  $D_s$  mass. Taking events in the wings of the  $\phi$  and of the  $K^{*0}$  mass regions, the corresponding  $KK\pi$  mass distribution is given in fig. 5c. No accumulation exists around the  $D_s$  nominal mass. Using the same mass selection but taking a muon of the same sign as the  $KK\pi$  candidate, a similar distribution was obtained with slightly fewer entries (fig. 5d).

#### 4.2. $B_s^0$ production rate

To measure the  $B_s^0$  meson production rate, the number of  $D_s$ -muon candidates was compared to the corresponding number of  $D^0$ -muon events observed in similar conditions. This approach had the advantage that uncertainties on several parameters, such as the muon detection efficiency or the b quark fragmentation distribution, did not contribute. Also, the Monte Carlo simulation was in that case only used to correct for the differences in acceptances between the two samples of events. The  $D^0$  was reconstructed in the  $K^- \pi^+$  decay channel and events were selected if the

transverse momentum of the muon was larger than 1.0 GeV/c and if the decay length was positive and larger than one standard deviation. These cuts were chosen to get a clean  $D^0$  meson signal [12]. It contained  $67 \pm 10$  events. In this evaluation, the following parameters (see table 1) were used:

- probability to produce a  $B_s^0$  meson in a b-jet equal to 12 %.
- probability to produce a  $B_d^0$  or a  $B^+$  meson in a b-jet equal to 75 %.
- same value for the semi-leptonic branching fraction for all B mesons.
- probability to produce a  $D_s$  meson in a  $B_s^0$  semi-leptonic decay equal to 80 %.
- and from ref. [7]: probability to produce a  $D^0$  meson in a  $B_d^0$  or in a  $B^+$  semi-leptonic decay equal to 70 %.

Dedicated samples of events were generated to study the acceptance for the  $D_s$  meson decaying into  $\phi\pi$  and  $K^{*0}K$  respectively. Without including the muon detection efficiency which was similar for the  $D^0$  and  $D_s$  final states,  $5.5 \pm 0.8\%$  of the events were reconstructed in the  $K^{*0}K$  channel, with a muon at  $P_T$  larger than 1.2 GeV/c. For the  $\phi\pi$  channel,  $9.9 \pm 1.1\%$  of the events were accepted. (In these simulations the  $K^{*0}$  and the  $\phi$  mesons were generated with 100 % branching fractions into charged particles, and this was corrected for later.) For the  $D^0$  decaying through the  $K^- \pi^+$  channel,  $19.9 \pm 2.4\%$  of the events were kept. The expected number of candidates from  $B_s \rightarrow D_s \mu \nu X$  decays was then:

$$N_{B_s \rightarrow D_s \mu \nu X}(P_T \geq 1.2 \text{ GeV}/c) = (5.3 \pm 1.0) \times \frac{\text{BR}(D_s \rightarrow \phi\pi)}{\text{BR}(D^0 \rightarrow K^- \pi^+)}.$$

(In this expression only the statistical accuracy is quoted and the same branching fractions were assumed for the  $D_s$  meson decaying into  $\phi\pi$  or  $K^{*0}K$  final states.)

This evaluation is compatible with the 5.4 events that were measured and implies that the  $B_s^0$  production and decays are in agreement with the hypotheses listed above. If no- $B_s^0$  meson were produced in hadronic  $Z^0$  decays, less than 1 event would be expected from the semi-leptonic cascade decays of non-strange B mesons and also, less than 1 event could have been produced through the mechanism

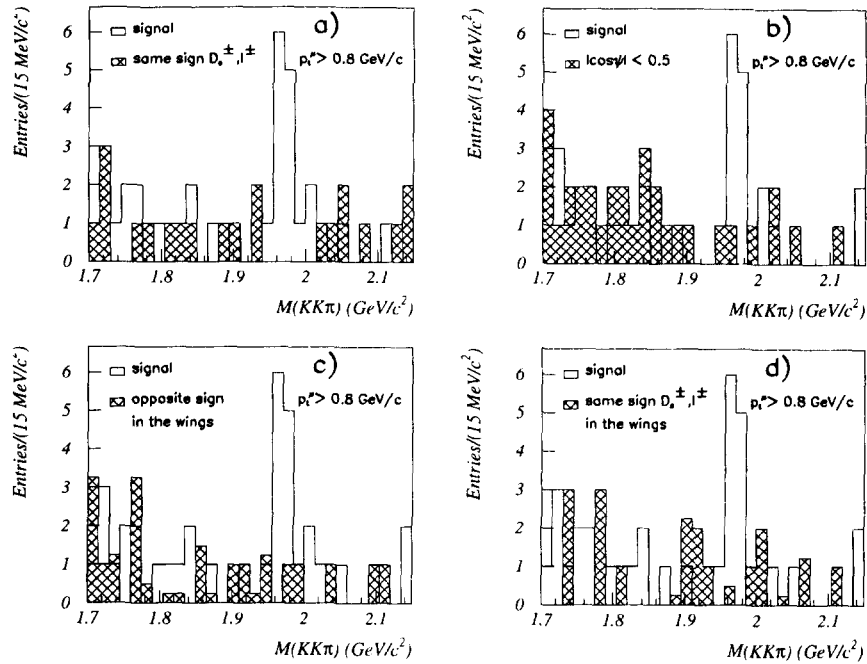


Fig. 5.  $KK\pi$  mass distributions associated to a muon with a  $P_l$  larger than 0.8  $\text{GeV}/c$  compared to the same distributions obtained in different conditions (shaded) (a) selecting same-sign muon- $D_s$  correlations. (b) selecting events with  $|\cos \psi| \leq 0.5$  (c) selecting events in the wings of the  $\phi$  and of the  $K^{*0}$  signals. (d) selecting events in the wings of the  $\phi$  and of the  $K^{*0}$  signals and same sign muon- $D_s$  correlations.

1b. These numbers are to be compared to the 7 candidates that were isolated.

An absolute value for the rate of production of these events has been obtained by applying acceptance and efficiency corrections and taking into account the efficiency of muon identification. It corresponds to the probability that a  $Z^0$  boson decays into a  $b$  quark pair, that at least one of the  $b$  quarks becomes hadronized into a  $B_s^0$  meson, that the  $B_s^0$  undergoes a direct semi-leptonic decay giving at least one muon and a  $D_s$  meson in the final state, and that the  $D_s$  meson decays into  $\phi\pi$ :

$$P(Z^0 \rightarrow b \text{ or } \bar{b} \rightarrow B_s \rightarrow D_s \mu \nu X, D_s \rightarrow \phi\pi) \\ = (18 \pm 8) \times 10^{-5}.$$

The quoted accuracy is purely of statistical origin. The systematic errors from the modelling of the  $b$  quark fragmentation and from the uncertainty on  $B$  hadron semi-leptonic decays are much smaller and have been neglected.

#### 4.3. Expected signal from the $D^+ \rightarrow \phi\pi$ or $\rightarrow K^{*0}K$

In fixed target experiments and at  $e^+e^-$  colliders operating at lower energies the signal from the  $D_s$  is generally accompanied by a signal from the  $D^+$  coming from the Cabibbo suppressed  $KK\pi$  decay channel. The relative importance of the  $D_s$  and  $D^+$  signals is 3:1 at the  $Y(4S)$ , where  $D$  mesons are produced in the inclusive decays of  $B^0$  and  $B^+$  mesons.

In the process we are studying, at large  $P_l$ ,  $D_s$  mesons are expected to be produced from  $B_s^0$  semi-leptonic decays whereas  $D^+$  come from semi-leptonic decays of non-strange  $B$  mesons. The  $D^+$  fraction in semi-leptonic  $B$  meson decays has been measured by the ARGUS and CLEO Collaborations [7]:

$$\frac{\text{BR}(B \rightarrow D^+ \ell \nu X)}{\text{BR}(B \rightarrow \ell \nu X)} = 0.26 \pm 0.07 \pm 0.04.$$

The expected signal from the  $D^+$  in the present data depends strongly on the evaluation of the ratio of the branching fractions of the  $D_s$  and of

the  $D^+$  into  $\phi\pi$  and  $K^{*0}K$  final states. If we take  $\text{BR}(D_s \rightarrow \phi\pi) = (3.1^{+1.2}_{-1.0})\%$  as used by CLEO [8], and  $\text{BR}(D^+ \rightarrow \phi\pi) = (0.57 \pm 0.11)\%$  as given by the Particle Data Group [13], the expected number of events in the  $D^+$  region will be 0.42 to 0.24 times the number of events observed at the  $D_s$  mass. For  $P_t$  larger than 1.2 GeV/c this corresponds to 1.7 to 3 events when at most one event was observed. With the present statistics, this is compatible if not very significant.

Considering now the region at lower  $P_t$ , the contribution from the  $D^+$  is only expected from the diagrams in which a B hadron decays into two D mesons, one of them being a  $D_s$ , and where a muon is produced in the semi-leptonic decay of the  $D_s$  meson. Essentially no signal from the  $D^+$  is expected in this  $P_t$  region.

It is thus not surprising to see only a signal from the  $D_s$  meson.

#### 4.4. Transverse momentum behaviour of the $D_s$ signal

When the cut applied on the transverse momentum of the muon was removed, a signal of  $11.5 \pm 5.1$   $D_s$  events was observed, after having subtracted the possible contribution coming from the reflection of the  $D^+$ . As shown in Section 4.1, at  $P_t$  larger than 1.2 GeV/c, 7 events remain. From the Monte Carlo simulation, using the transverse momentum distribution expected for the muon (fig. 2), 6.2 events are expected in the same  $P_t$  range if the full distribution is normalized to the above 11.5 events.

### 5. Evaluation of the lifetime of the $B_s^0$ meson

From the observation of unambiguous  $B_s^0$  meson decays, it is already clear that the  $B_s^0$  lifetime cannot be too low. A very short lifetime would imply a correspondingly small semi-leptonic branching fraction and thus no muon candidate.

The events obtained, were used to evaluate the  $B_s^0$  lifetime. The decay length distribution of the  $D_s$  decay vertices relative to the main vertex of the event was studied and compared to the corresponding distribution obtained for the  $D^0$  decay vertices selected in  $D^0$ -muon candidates. The topologies of these two classes of events are very similar, as are the lifetimes of the

$D^0$  and  $D_s$  mesons. Using the mean values of the two distributions, the value of the  $B_s^0$  meson lifetime relative to that of non-strange B mesons was measured to be

$$\frac{\tau_{B_s^0}}{\tau_B} = 0.8 \pm 0.4.$$

At this statistical level, the measurement of this ratio will not be significantly biased by the D lifetimes which are short compared to the B lifetime [14].

### 6. Conclusions

Seven unambiguous events containing, in the same jet, a  $D_s$  meson and a muon, with the muon at large transverse momentum relative to the jet axis, and with the  $D_s$  reconstructed through the  $\phi\pi$  and  $K^{*0}K$  decay channels, have been isolated in DELPHI. Less than one event was expected if no  $B_s^0$  production was present during the hadronization of the b quark. At lower values of the muon transverse momentum the  $D_s$  signal agrees with the expectations from a Monte Carlo simulation in which  $D_s$  mesons are produced from B mesons decays.

A similar result, using the  $\phi\pi$  decay mode of the  $D_s$  has been reported in the LaThuile and Moriond spring 1992 meetings by the ALEPH Collaboration, as was this result from DELPHI [15].

In a hadronic  $Z^0$  decay final state, the probability of a  $B_s^0$  meson to be produced and decay semi-leptonically into the  $D_s\mu\nu X$  final state, with the  $D_s$  meson decaying into  $\phi\pi$  has been measured to be  $(18 \pm 8) \times 10^{-5}$ .

From the decay length distribution of these events, the lifetime of the  $B_s^0$  meson is found to be  $0.8 \pm 0.4$  times the average B particle lifetime.

### Acknowledgement

We are greatly indebted to our technical collaborators and to the funding agencies for their support in building and operating the DELPHI detector, and to the members of the CERN-SL Division for the excellent performance of the LEP collider. We thank A.Dobrovolskaia, A.LeYaouanc, L.Oliver, O.Pene and J.C.Raynal for useful conversations.

**References**

- [1] UA1 Collab., C. Albajar et al., Phys. Lett. B 186 (1987) 247; B 262 (1991) 171;  
CDF Collab., F. Abe et al., Phys. Rev. Lett. 67 (1991) 3351;  
ALEPH Collab., D. Decamp et al., Phys. Lett. B 258 (1991) 236;  
DELPHI Collab., P. Abreu et al., to be published;  
L3 Collab., B. Adeva et al., Phys. Lett. B 252 (1990) 703;  
OPAL Collab., P.D. Acton et al., Phys. Lett. B 276 (1992) 379.
- [2] ARGUS Collab., H. Albrecht et al., Phys. Lett. B 192 (1987) 247, DESY 92-050 (1992);  
CLEO Collab., M. Artuso et al., Phys. Rev. Lett. 62 (1989) 2233.
- [3] J. Lee-Franzini et al., Phys. Rev. Lett. 65 (1990) 2947.
- [4] R.P. Feynman and R.D. Field, Nucl. Phys. B 136 (1978) 1;  
T. Sjöstrand et al., in: Z Physics at LEP1, CERN 89-08, Vol.3 (1989) 165;  
DELPHI Collab., P. Abreu et al., Phys. Lett. B 275 (1992) 231;  
OPAL Collab., G. Alexander et al., Phys. Lett. B 264 (1991) 467.
- [5] N. Isgur, D. Scora, B. Grinstein and M.B. Wise, Phys. Rev. D 39 (1989) 799.
- [6] E. Golowich, A. Le Yaouanc, L. Oliver, O. Pene and J.C. Raynal, Z. Phys. C 48 (1990) 89.
- [7] K. Berkelman and S.L. Stone, preprint CLNS 91-1044, to be published in: Ann. Rev. Nucl. Part. Sci.
- [8] D.G. Cassel, in: Physics in collision 10, eds. A. Goshaw and L. Montanet, (Editions Frontieres, Dreux, 1990) p. 276.
- [9] T. Sjöstrand, Comput. Phys. Commun. 27 (1982) 243; 28 (1983) 229.
- [10] DELPHI Collab., P. Aarnio et al., Nucl. Instrum. Methods A 303 (1991) 233.
- [11] DELPHI Collab., P. Abreu et al., Measurement of the partial width of the  $Z^0$  into  $b\bar{b}$  final states using their semi-leptonic decays, CERN-PPE/92-79 (1992).
- [12] DELPHI Collab., P. Abreu et al., A measurement of B mesons production and lifetime using D-lepton events, to be published.
- [13] Particle Data Group, J.J. Hernandez et al., Review of particle properties, Phys. Lett. B 239 (1990) 1.
- [14] DELPHI Collab., P. Abreu et al., Z. Phys. C 53 (1992) 567.
- [15] W.Venus, in: Proc. Rencontres de Physique de la Vallée d'Aoste, (1992),  
J. Kroll, in: Proc. XXVIIth Rencontres de Moriond (1992).